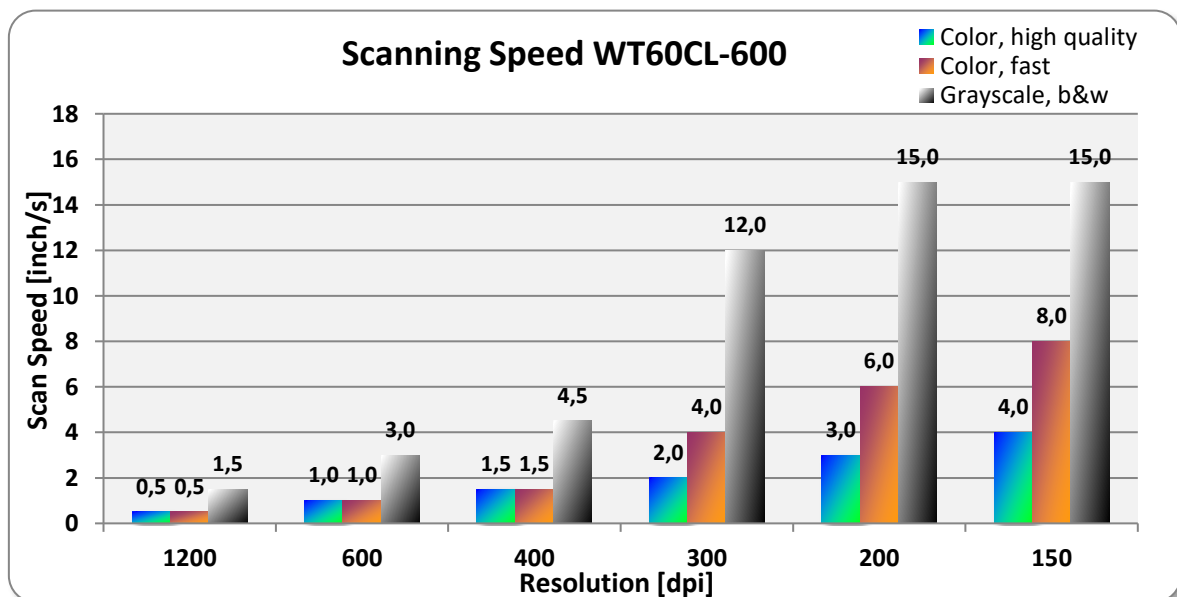


WideTEK® 60CL



Scanning Speed

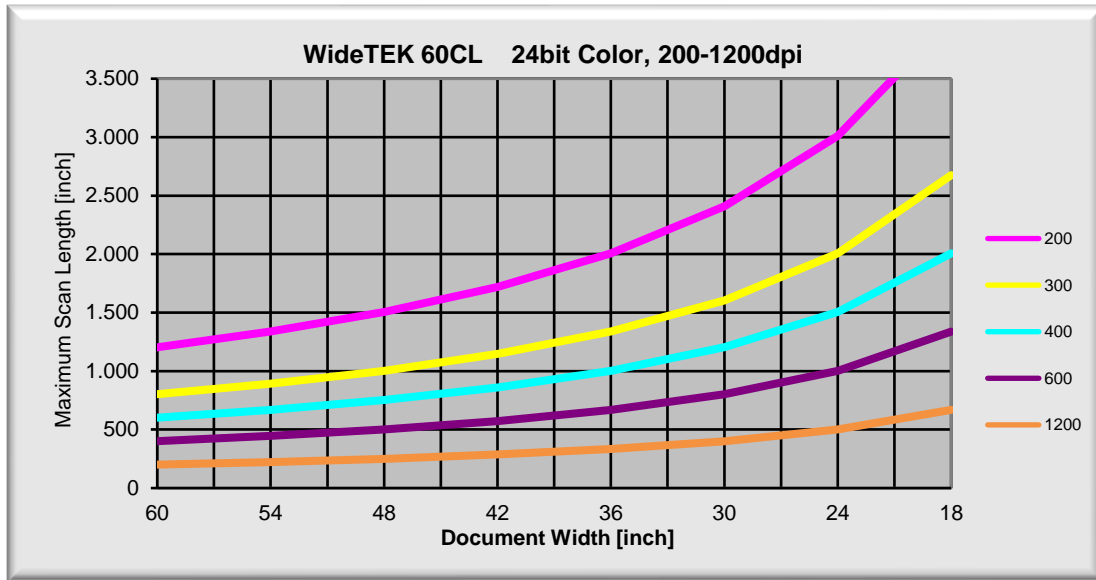
The scanning speed depends on the settings for resolution and color depth. In grayscale scanning, the WideTEK scanners use photometric correct white light. This produces the best possible images. The following table shows the scan speed depending on the resolution.



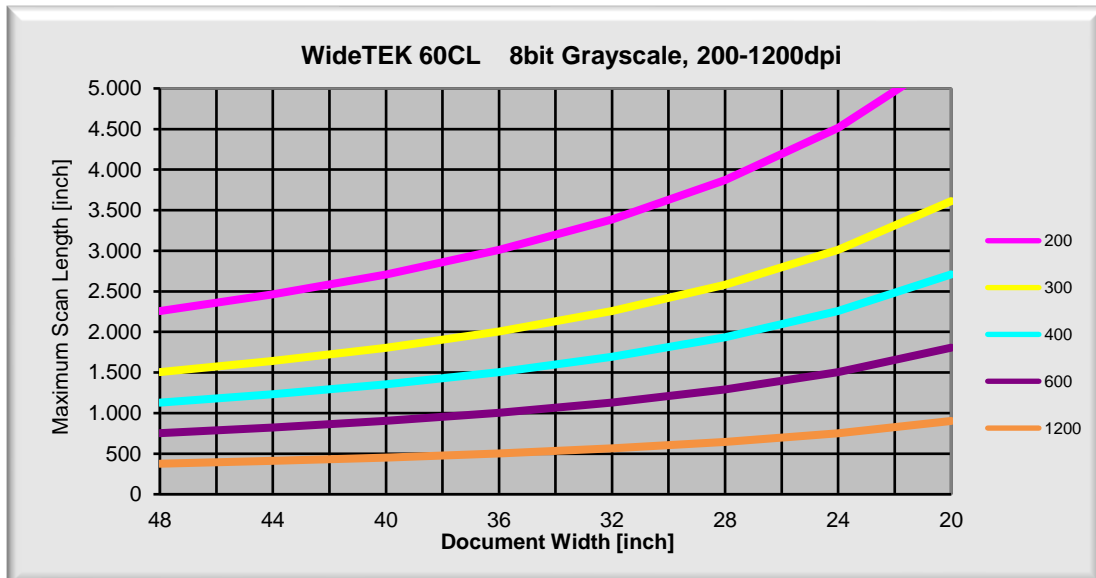
Relation between Documents Length and Resolution

The maximum document length depends on three factors, resolution, color depths and document width. The WT60CL-600 has 16 GB memory build into the scanner, enough to scan a 60” wide document at 300dpi up to a length of 803” or 20 m. The following tables show the relation between the scanning length, document width, resolution, and color depth.

24bit Color:



Grayscale, Halftone and Bitonal:



Optical System

Document width	1524 mm (60 inches)
Scan width	1570 mm (61.85 inches)
Scan direction	Face up
Scanner resolution	1200 x 1200 dpi (optionally 9600 x 9600 dpi interpolated)
Pixel dimension	42 x 42 µm
Sensor type	Five dual light CIS modules
Color depth	48 bit color (internal resolution) 16 bit gray scale (internal resolution)
Scan modes	24 bit color, 8 bit grayscale, bitonal, enhanced halftone
File Formats	Multipage PDF (PDF/A) and TIFF, JPEG, JPEG 2000, PNM, PNG, BMP, TIFF (Raw, G3, G4, LZW, JPEG), AutoCAD DWF, JBIG, DjVu, DICOM, PCX, Postscript, EPS, Raw data and more

Accuracy and Stitching

Accuracy in scan direction	± 0.08% across 48 inch scanning width
Accuracy in transport direction	± 0.08%

Illumination System

Light source	RGB LED
Warm-up time	None
Temperature dependency	None
UV / IR emission	None
Lifetime	50,000 hours (typ.)

Electrical Specifications

External Power Supply

Voltage	100 – 240 V AC
Frequency	47 – 63 Hz
ECO standard	CEC level VI

Scanner

Voltage	19 V DC
Current	3 A

Power Consumption

P _(Off)	0.3W
P _(Sleep)	6.5W
P _(Ready)	30W
P _(Active)	50W

46% below [ENERGY STAR requirements](#)

[Image Access FAQ](#)

Document Specifications

Document Length	Up to 500 m (20.000 inch) ¹
Document Weight	Any. Straight paper path can handle the stiffest documents
Document Thickness	12 mm (0.5 inch max.)

¹ The maximum document length depends on the scan resolution and the scan output.

Dimensions and Weight

Scanner Outer dimensions (H x W x D)	170 x 1697 x 358 mm (7 x 67 x 14 inch)
Weight of Scanner	35 kg (77 lbs.)
Weight of Floor Stand	21 kg (46 lbs.)
Transport Box Dimensions (Carton Scanner) (H x W x D)	250 x 1780 x 440 mm (10 x 70 x 17 inch)
Transport Box Dimensions (Carton Floor Stand) (H x W x D)	250 x 1780 x 440 mm (10 x 70 x 17 inch)
Scanner Weight, Ready to Ship	39.5 kg (87 lbs.)
Floor Stand Weight, Ready to Ship	31.5 kg (69 lbs.)

Ambient Conditions

Operating temperature	5 to 40 °C (40 to 105 °F)
Storage temperature	0° to 60 °C (32° to 140 °F)
Relative humidity	20 to 80% (non-condensing)
Noise level	< 35 dB(A) (Operating) < 25 dB(A) (Standby)

© 2023 by Image Access GmbH, Wuppertal, Germany.

Printed in Germany. All rights reserved. Reproduction in whole or in part in any form or medium without express written permission of Image Access is prohibited. Scan2Net®, Scan2Pad®, WideTEK® and Bookeye® are registered trademarks of Image Access. All other trademarks are the property of their respective owners.

Image Access reserves the right to change the described products, the specifications or documents at any time without prior notice. For the most recent version, always check our web site www.imageaccess.de or www.imageaccess.us or the customer service portal at portal.imageaccess.de